Email Your Patient a Doximity Link Using Your Computer

Doximity for the computer does not currently support sending URL links to your patient via email before starting a call. This tip sheet describes the workaround solution in the event that you are using a computer and your patient will also be using a computer rather than a smartphone.

- Open Dialer Video on your computer and instead of entering your patient's phone number, enter your own mobile phone number.
- Click the green camera icon to generate a text message sent to your mobile phone. You can ignore this message. You will be connected to the visit room where the status will read "Waiting for others…"
- At the bottom of the screen, click the "Add Participants" button. Then choose "Copy link to video."

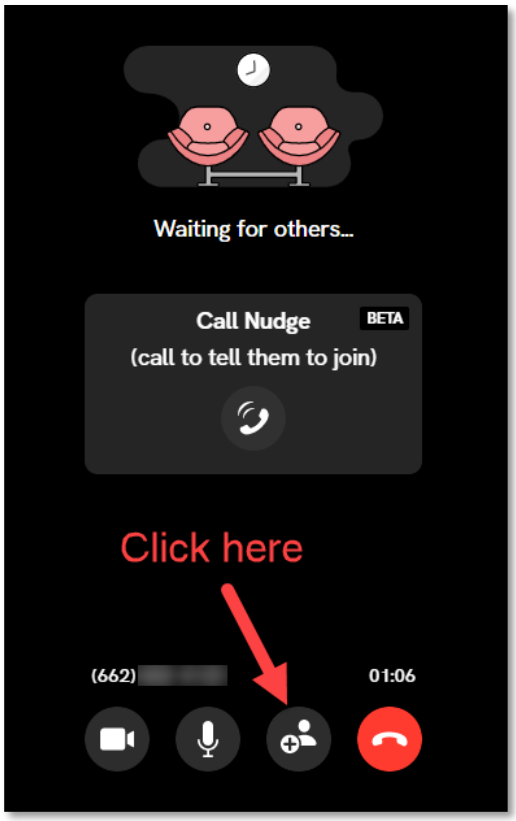

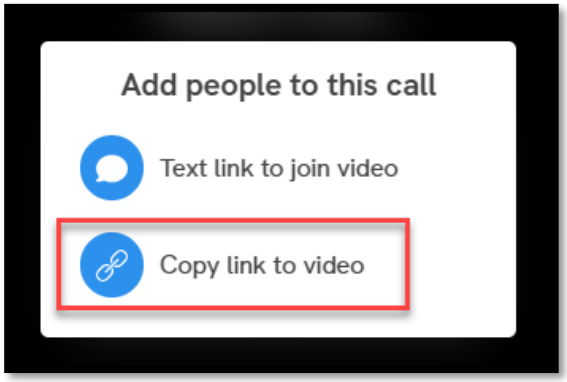
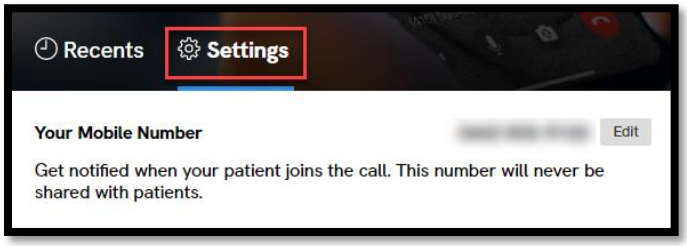
- Create an email to your patient and paste (CTRL + C, or right click and choose "paste") this link into the body of the message. When your patient receives the email, he or she can join by clicking on the link.
- If you have signed up for notifications in the Video Dialer settings, you can hang up on the call and you will receive a text notification on your phone when your patient has joined the call.